

2020 Status Report

Kentucky Family Resource and Youth Services Centers



KENTUCKY
Cabinet for Health and
Family Services





**CABINET FOR HEALTH AND FAMILY SERVICES
DEPARTMENT FOR FAMILY RESOURCE CENTERS AND VOLUNTEER SERVICES**

Andy Beshear
Governor

Division of FRYSC
275 East Main Street, 3C-G
Frankfort, KY 40601
(502) 564-4986
(502) 564-6108
<https://chfs.ky.gov/agencies/dfrcvs/dfrysc>

Eric C. Friedlander
Acting Secretary

January 27, 2020

Greetings!

It is my honor to present to you an update on the work of the Family Resource and Youth Services Centers across the Commonwealth. Within this document you will see data points and personal perspectives detailing the impact of the Family Resource and Youth Services Center Program. In particular, and due to the generosity of additional funding from the Kentucky General Assembly, we are happy to dedicate several pages to newly opened centers, including feedback from administrators.

While the intent of the FRYSC program of addressing non-academic barriers to learning has remained unchanged for the last 30 years, the method in which coordinators carry out this mission is, as it should be, varied from school to school and community to community. Whether it is a school-wide initiative to reduce acts of bullying and violence, or a targeted effort to increase protective factors for teen moms and their new babies, Kentucky FRYSCs are committed to responding to the unique needs in their schools and communities. Of course, this work cannot be done alone. Each center relies on its advisory council to assist with planning, implementing, and reviewing results to ensure necessary changes are made for maximum impact.

Although we have much to be proud of, we realize that we also face challenges in Kentucky education. Together as we identify and respond to these challenges, FRYSCs are committed to bringing a unique perspective to policy makers, school leadership teams, community organizations, and our advocacy partners. It will take all of us, alongside parents and caregivers as equal partners, to make Kentucky the best place to grow up and be educated. For your role in supporting this shared mission, we offer our gratitude and invite you to visit your local Family Resource and Youth Services Center.

Sincerely,

A handwritten signature in blue ink that reads "Melissa Goins".

Melissa Goins, Director

Family Resource and Youth Services Centers



From the Coalition

Paula Hunter

Hello FRYSC Family and Friends,

Family Resource and Youth Services Centers were an idea that began 30 years ago in Kentucky and it has become an integral part of our schools/communities while continuing to grow. They said “Why doesn’t someone do something?” and someone did. Our legislators and educators took an idea and put it into a plan. Now most of the Kentucky population and educators don’t realize what it was like without our programs. They have all been a part of it in some manner.

The pearl is the symbol of thirty years. There is an old Chinese Proverb “Pearls don’t lie on the seashore. If you want one, you must dive for it.” That is exactly what Kentucky did. Our legislators took the dive and along with the support of the education community, faith-based community, businesses and families, they provided a plan for Kentucky that is like none other in our nation. Now, 30 years later it has grown and become one of the most successful programs in our state. It is a part of everyday life in most Kentucky schools now.

As part of the continued advocacy efforts, a non-profit organization of professionals (including educators and human services providers) came together to provide a network to promote FRYSC, share ideas, provide training opportunities and voice concerns to policy-makers. It is called the Family Resource Youth Services Coalition of Kentucky. It is a crucial component of where we are today. We have over 700 members from across the state. There are some amazing members working hard for you every day to promote FRYSC. We always welcome new members.

May you be proud of the work you do, the person you are and the difference you are making in our Kentucky children. Together we must all keep diving for the future of Kentucky and our children. “It takes a village” and I am thankful for mine.

Be Well,

Paula J. Hunter

Paula J. Hunter, President
Family Resource Youth Services Coalition of Kentucky



NEWPORT INDEPENDENT SCHOOLS

A Great Tradition. A Great Future.

January 13, 2020

Ms. Melissa Goins, Director
Kentucky Family Resource and Youth Services Centers
275 East Main Street, 3C-G
Frankfort, Kentucky 40621

Dear Melissa:

When I retired after almost 27 years in the United States Marine Corps, I returned to my native state to embark on another career in education. My timing could not have been better, as our Family Resource and Youth Services Centers (FRYSC) were in their formative years. As a teacher, assistant principal, principal, DPP, and assistant superintendent, I have been able to view first-hand the highly significant impact the wonderful, professional coordinators have had on Kentucky students and their families. When I retired as the Assistant Superintendent and Director of Student Services from the Newport Independent School District in 2016, it was truly bittersweet for me because I was leaving the outstanding coordinators who served in our FRYSCs. In 2017, Superintendent Kelly Middleton asked if I would be interested in returning to the school district on a part-time basis. My response was yes, if I could serve as the District Coordinator for our Family Resource and Youth Services Centers, as it was my true passion.

My entire education career has been in northern Kentucky school districts, and each of them had FRYSCs. **As a teacher and an assistant principal at Holmes High School, I saw two at-risk students, who were on the verge of dropping out of high school, mentored and guided by the YSC Coordinator. Today, one is a corporate director with a Fortune 500 company, and the other a highly successful social worker.** Both have not only earned baccalaureate degrees, but also an MBA and an MSSW graduate degree. I seriously doubt this would have occurred without the mentoring and exposure provided by a dedicated student advocate YSC Coordinator.

As principal of Bellevue High School, the process was replicated there by an equally adept YSC Coordinator who was a valuable member of our school leadership team. There was virtually nothing that occurred in which this high energy professional was not involved. When I arrived at Newport Independent School District, it was the same. While the names changed, we have been blessed by three magnificent coordinators who are consistently visible and active in our schools. My monthly reports to our board of education are normally ten to twelve pages in length extolling the activities performed by our two Family Resource Centers and our Youth Services Center. The activities and services are constant and focused, and our coordinators work well beyond a five-day week.

In summary, FRYSCs are vital to school districts that experience high rates of poverty. After almost thirty years of service to the children and families of the Commonwealth of Kentucky, the school landscape without the dedicated FRYSC coordinators would be barren! My words cannot do these professionals justice, but their actions and impact on students throughout Kentucky have been significant!

Sincerely,

Col. Mike Wills

30 W. 8th Street | Newport, Kentucky 41071 | Phone: 859-292-3001 | Fax: 859-292-3073

www.newportwildcats.org
Equal Opportunity Employer

Linda's Story

1-13-2020

I had just given birth to a son, and was ready to take him home. I had been accused of taking drugs. I knew I was clean, so I gave consent to be tested. Meanwhile, social services took my newborn baby from me. I was released from the hospital without my son. I felt like my whole world was falling apart again!

I had just completed my time at a group home for drug addicts and was trying so hard to get my life back on track. I had three other children who had been taken from me because of my incarceration and rehab. Family Court Judge, Mica Pence, told me that I would have to find suitable housing and begin serving my community service sentence before I could get my kids back. I found a trailer and began working on it five days after giving birth to my son. By the way, my drug test had come back clean. My CDW came out and looked at the trailer later that same week. She told me that much more work was needed. The CDW told Judge Pence that she could not recommend returning my newborn son to me at that time. I broke down right there in court.

That's when I met Ms. Shelly Thomas, Youth Services Center coordinator on the Trojan Campus where my oldest daughter goes to school. Ms. Shelly came to the trailer later that same day and kindly told me that she

was going to help me get my life back on track. I believed her. She told me that she was going to be very honest with me and all she asked of me was that I be honest with her. She told me that there was absolutely no way that the trailer would ever be suitable to live in; it was too far gone. She called a couple of people she knew through Bridge Kentucky to put me up in a local hotel for a few nights while she searched for suitable housing. She got me checked into the hotel, bought groceries, and brought me clothes, shoes, and hygiene items. She reassured me

she would not rest until she found a home for me and my kids. She met my two daughters the next day and told them that she was so proud of their mom. The very next day, I had a two bedroom townhouse with the deposit paid. I also was offered a job by the hotel manager. He knew Ms. Shelly personally and

said that he had worked with the Youth Services Center in the past and wanted to help me.

Ms. Shelly got me moved in and helped me to get nice furniture for our new home and helped decorate. She arranged for the automotive class to repair my car so I could start work and complete community service. She also helped me get my license restored-it had been suspended because of my drug charges. I got insurance and began legally driving again-it felt so good!

"I always tell them that Family Resource and Youth Services Center family won't let them down-they're for real!"

Linda's Story *continued*

A couple of weeks later, Ms. Shelly finally met my two year old and my newborn baby! I had just gotten my baby back! Holding him again was the greatest feeling in the world! "Now," Ms. Shelly said, "We keep working to get your other kids back home!" Ms. Shelly started making checklists for me. We celebrated each time something was completed. I was determined to prove that I deserved a second chance and that I was ready to be a good mom to my kids! We also celebrated my one year of sobriety together on October 10, 2019! I knew on that day that I could never go back to my old life.

In November 2019, Ms. Shelly went to Family Court with me. I got to tell Judge Pence everything that I had accomplished in such a short time. It felt so good to hear myself say that I was a good person and actually believe it! Ms. Shelly also testified on my behalf and I got my babies back! It was the best day of my life!

If someone asked me what the Youth Services Center has done for me, I would tell them that they gave me my life back! I would also tell them that they don't just tell you what you need to do, they show you. We have become very good friends, and Ms. Shelly comes to see us almost

every week. She still pushes me in the right direction and gives me good advice. We are working together now on a routine schedule and chores schedule for my kids. I still feel a little scared sometimes, but I now know that don't have to fight my battles alone. I have a friend who will stand by me.

The Youth Services Center has continued to check on my kids and make sure that their grades are up and that their attendance is good. Ms. Shelly tells my girls that the best thing they can do for themselves is to stay in school and work hard every day. She tells them to do it for themselves. My girls have really stepped up in helping me with their younger brothers, and in cleaning up around the house. Ms. Shelly checks up on them at school. We all know that she loves us!

The Youth Services Center isn't just a program at school that gives out school supplies and clothes. They help families become stronger and more confident, so that when bad things happen, they know how to take care of themselves in a good way. I have even started helping other families by referring them to Ms. Shelly. I always tell them that Family Resource and Youth Services Center family won't let them down-they're for real! I thank God every day for giving me another chance and for sending His guardian angel to watch over me and my kids!



FRYSCs Statewide 2019

FRYSC Services are Year-round

During the 2019 school year, FRYSCs made nearly **4 million** contacts *during* school. But FRYSC services do not stop at the end of the school day:

- # of services **BEFORE** school: 170,906
- # of services **AFTER** school: 955,089
- # of services on **WEEKENDS**: 336,827
- # of services during **SUMMER**: 475,232

BY THE NUMBERS

There are **856** FRYSCs, and **283** of them serve 2 or more schools

FRYSCs employ **1,017** full-time and **143** part-time staff

FRYSCs conducted over **22,000** home visits in 2019



The average FRYSC Coordinator serves on **3 or more** community boards or councils



350,632

Weekend food bags sent home through the Backpack Program



373,479

Volunteer Hours - FRYSC is thankful for so many who are willing to help



\$10.4 MILLION

Cash and In-kind donations from the community



112,019

Students who received dental services coordinated by FRYSC



1 in 14 students served by FRYSC in 2016-18 had experienced homelessness in the same 3-year period.



52,679 Grandparent/Relative Support Group Participants (unduplicated)

107,496 College and Career Preparation Participants

Students identified as homeless consisted of 7.4% of all students who received FRYSC services yet utilized 12.2% of total visits during this period. This disproportionality suggests that homeless students were using FRYSC services to a greater degree than the broader student population.

Figures from: M. Walton, PhD, MSSW et al. (2020) Kentucky Students Experiencing Homelessness: How Are They Served by School Family Resource and Youth Services Centers?

The Missing Piece

- A Brief History -

Following a declaration by the Kentucky Supreme Court that Kentucky's education system was inefficient and inequitable, the Kentucky Education Reform Act (KERA) of 1990 was formed. In response to growing concerns and a desire to remove barriers to educational success, the Kentucky General Assembly created the Family Resource and Youth Services Centers (FRYSCs) as an integral part of the reform system.

The need for education and human service systems to engage in the joint provision of services and support to children, youth and their families has rapidly increased. The growing number and complexity of problems faced by our society (e.g. poverty, family restructuring, teenage pregnancy, substance abuse and domestic and youth violence) have caused increasing levels of stress on families and children-stress that children bring to the classroom, which creates barriers to learning. These problems have also placed a greater demand on public service agencies and demonstrate a need for community and schools to work together to restore family and child well-being.

KERA provided for an unprecedented state-level partnership between Kentucky's Department of Education and the Cabinet for Health and Family Services. These partners share the responsibility of implementing and sustaining the centers across the state. The Cabinet for Health and Family Services, Division of FRYSC, has the responsibility for the administration of this program, where the Kentucky Department of Education continues to provide technical assistance and support for the public education mandate. Now more than 2 decades since inception, the Kentucky Family Resource and Youth Services Centers are recognized as the nation's largest school-based family support initiative. These centers are designed to address the needs of children by developing partnerships with school, family, and community in order to help all public school students reach proficiency. Recent surveys report that educators, parents and community partners feel that the Family Resource and Youth Services Centers are a "necessary component of Kentucky educational programming "and a program "vital to students, empowering families, and helping to improve schools."



New Center Highlights

In the 2017 General Assembly, the Division of Family Resource Youth Services Centers (DFRYSC) was awarded approximately \$8 million additional dollars to further the work of local school-based centers. DFRYSC held a competitive grant review for eligible schools statewide, resulting in the creation of the 28 new centers, whose primary goal is to remove non-academic barriers to learning in order to enhance student academic success. This brings the total number of FRYSCs in the state to 856.

The additional dollars means that more than 33,000 Kentucky students now have access to supplemental services at school.

In addition to opening new centers, a portion of the additional funding was used to reconfigure existing centers, allowing them to serve the school population more effectively. In total, 53 existing centers have been reformatted to maximize services.

Schools now served by one of 28 new FRYSCs.



| School District | School Name |
|-------------------|-----------------------------|
| Glasgow | Glasgow High School |
| Boone | Larry A. Ryle High School |
| Boone | Conner High School |
| Boone | Ockerman Middle School |
| Boone | New Haven Elementary School |
| Boone | Stephens Elementary School |
| Walton-Verona Ind | Walton-Verona Elementary |
| Walton-Verona Ind | Walton-Verona Middle School |
| Warren | Greenwood High School |
| Warren | South Warren High |
| Marshall Co. | Marshall County High School |
| Franklin | Bondurant Middle School |
| Franklin | Western Hills High |
| Bullitt | Bullitt East High School |
| Bullitt | Pleasant Grove Elementary |
| Bullitt | Zoneton Middle School |
| Bullitt | Eastside Middle School |

| | |
|-----------|-----------------------------------|
| Fayette | Paul Laurence Dunbar HS |
| | Lexington Traditional Magnet |
| | Maxwell Elementary |
| | Clays Mill Elementary |
| | Veterans Park Elementary |
| | Stonewall Elementary |
| Jefferson | Breckinridge Metropolitan HS |
| | Minor Daniels |
| | Greathouse/Shryock Traditional EL |
| | Alex R. Kennedy Elem. |
| | Ramsey Middle School |
| | Farmer Elementary |
| | Louisville Male HS |
| | W.E.B. DuBois |
| | Dunn Elementary |
| | Norton Elementary |
| | Norton Commons FRC |
| | Audubon Traditional |

Marshall County: Marshall Mission

Marshall County High School was one of the 28 schools that applied for and received funds to open a Family Resource or Youth Services Center. Named Marshall Mission, the new Youth Services Center is off to a great start, offering services to students that aid in the school's educational mission. YSC Coordinator Beth Baker has been added to the school's administrative team and works with staff to make sure the students are taken care of. Principal Patricia Greer says "With the opening of The Mission, the sole responsibility of taking care of the non-academic needs of students has been lifted from the faculty and staff. They no longer feel like supports are inadequate, or that someone might slip through the cracks. They know the students have a safe place to go to get their needs met." An example of such a support being offered is a recent Parent Café, which is an opportunity for parents and caregivers to share thoughts and ideas about parenting while also forming social connections. Beth also facilitated an Angel Tree for Christmas and had wonderful participation from the school body.



Beyond the school, Beth has engaged with community partners to offer more resources to students and families. Churches are donating snacks for the Backpack Program and she is working to plan a career tour that will highlight skilled trade job opportunities. Beth hopes the tour will allow students to get a good picture of careers that might be open to them after they graduate. Additionally, Beth has conducted a senior mentorship day, a day for senior students to shadow someone in their chosen field or visit a college. Beth helped to ensure every single senior had an opportunity to participate despite any barriers they had.

Fayette County: Families First FRC

Clays Mill Principal Grant Davis reports: "Our building has been in operation since 1954 and received our first Family Resource Center in January 2019. Having a Family Resource Center has made a positive impact by providing support for our students and families that has been more direct and regular than we've been able to provide before. The FRC Coordinator has allowed our Guidance Counselor to better fulfill her roles more effectively and provide a much needed collaborative partner."

Principal Davis goes on to say "The Family Resource Center has allowed us to have greater connections to families through more direct and personal contact. It allows families to know our school supports students more than just teaching and learning by helping to eliminate non-academic barriers to learning. Having an Advisory Council has allowed us to bridge a gap within our community through partnerships with local businesses and churches as another stakeholder group that's looking out for the wellbeing of our families. It's hard to fathom how we went 65 years without a Family Resource Center, but now that we have one, we see what a positive impact it can make in our community and we look forward to seeing it grow and develop in the future!"

Franklin Co: Bondurant/Western Hills YSC

Principal Greg Roush reports: "The Center is a huge resource. They provide both financial and emotional/academic support for our kids. Our center is a safe place for our kids and they know they can go to our director for most any needs they may have. The have her in middle school as well, so the relationship is already there."

Jefferson County: Cardinal Commons FRC

Norton Commons Elementary is the newest elementary school in Jefferson County, and their doors opened without a FRC. Principal Allyson Vitato says “We were beyond grateful to welcome our new center in January, 2019. In very short order, our FRC has become a beacon for our families. We work diligently to identify needs and develop programs to benefit our students and families”

The FRC coordinator, Christy Case, is fully entwined in the school, serving on the Multi-Tiered Systems of Support (MTSS) committee which provides action steps for individual students and school-wide activities. She collaborates with families, facilitating family team meetings; connecting parents with support groups and community partners; scheduling appointments with the Clothes Closet; conferencing individually with students who may need support.



The FRC is also instrumental in increasing family engagement within the school. In addition to the advisory council, Christy also chairs the parent involvement committee, which develops activities that will support involvement and school success. Examples include Family Knowledge Night, Family Game Night, ESL Orientation Night and a Prime Time Family Reading program.

Additionally, the center works to meet basic needs, coordinators services through McKinney-Vento, organizes vision and dental screenings, supports classroom activities and brings in guest speakers. Principal Vitato concludes “we are eternally grateful for the legislature recognizing the needs of schools, and supporting us through the consistent funding of FRC/FRYSCs.”

Other schools awarded a new center are experiencing similar benefits.

Warren Co: Greenwood High School

Principal Adam Hatcher reports: “The relationships that have been fostered through this center have played an intricate part in the overall positive culture of the school. Students have found another advocate that works hard to eliminate barriers to the learning process. This center has been of great benefit and I only hope we are able to continue to provide this service.”

Warren: South Warren High School

Principal Jenny Hester reports: “We have someone designated to caring for the needs of our students. This was previously done by our guidance dept. and it took quite a bit of time away from their other responsibilities. They have also been key in getting community members/organizations connected to SWHS.”

The Top 10 areas in which Principals believe the new FRYSCs are making a positive impact for students, parents, school and/or community:

1. Basic Needs
2. Family Needs
3. Social/Emotional
4. School Climate
5. Individual Needs
6. Relationship building
7. Attendance
8. Health/Dental
9. Parent Involvement
10. Crisis Support

KENTUCKY STUDENTS EXPERIENCING HOMELESSNESS: HOW ARE THEY SERVED BY SCHOOL FAMILY RESOURCE AND YOUTH SERVICES CENTERS?

Matthew T. Walton, PhD, MSSW, Cameron Bushling, M.S., Yi Le, M.S., Dana Quesinberry, JD, DrPH

HOMELESSNESS IN SCHOOL SETTINGS:

Homelessness is known to adversely affect child development and family functioning in a number of important ways. Children who experience periods of homelessness often must change schools, cope with traumatic experiences, and struggle with material deprivation. These challenges often negatively affect academic achievement, rendering young people ill equipped to transition into adulthood (i.e., career or college-ready). School-based FRYSC offices are unique resources to serve this population of Kentucky students.

HOW THIS INVESTIGATION ADDRESSES THIS SUBJECT FOR KENTUCKY: Using data from the Infinite Campus system, analyses were performed on student homelessness – specifically how that population accessed FRYSC services from 2016-2018 school years.

On any given school day in Kentucky, approximately 489 homeless students received a service from a FRYSC.

Introduction

The Family Resource and Youth Services Centers (FRYSCs) were created by the enactment of the Kentucky Educational Reform Act (KERA) in 1990. They are primarily operated within or near school settings, and are funded based on the economic conditions of the students at the school in which they are located (i.e., % free and reduced lunch). Central to their functioning is the recognition that children living in poverty and other forms of deprivation and hardship face challenges that impede their ability to reap the full benefit of their education. Students that experience homelessness and other forms of housing instability are particularly vulnerable to several forms of extreme stress and adverse educational outcomes. This brief outlines the results of a set analyses based on questions related to how FRYSCs in Kentucky served students that experienced homelessness during the 2016, 2017, and 2018 academic years.

Question #1 – *How many homeless students were served by a FRYSC during the 2016, 2017, & 2018 academic years?*

There were a total of 54,815 students in Kentucky who were both: (1) identified as homeless at some point between 2016-2018 academic years, and (2) also received services at a FRYSC at least once during that period.

Table 1 outlines how this number was broken down by academic year.

Table 1

FRYSC Students Experiencing Homelessness in KY, 2016-2018

| Academic Year | 2016 | 2017 | 2018 | Total Unique Individuals* |
|---------------------|--------|--------|--------|---------------------------|
| # Homeless Students | 26,016 | 25,400 | 22,396 | 54,815 |

*Because some students were identified as homeless during only one academic year, while others experienced homelessness during two or three academic years, the total # of students is not a mere sum of the three years.

FRYSCs served 741,957 individual Kentucky students during the period between 2016-2018 academic years (approximately 75% of all children residing in Kentucky). This suggests that, during this period, approximately 7.4%, or 1 out of every 14 students that received services at a FRYSC had experienced homelessness at least once during that three-year period. Of these 54,815 students, 40,104 (73%) were homeless during one academic year, 10,425 (19%) were homeless in two, and 4,286 (8%) were homeless during all three academic years.

Table 2

Nighttime Residence of FRYSC Students Experiencing Homelessness

| Nighttime Residence Category | Academic Year | | | Total |
|-----------------------------------|---------------|---------------|---------------|---------------|
| | 2016 | 2017 | 2018 | |
| Awaiting Foster Care Placement | 615 | 421 | -* | 1,036 |
| Doubled up | 20,435 | 19,864 | 16,812 | 57,111 |
| Hotels/Motels | 975 | 997 | 966 | 2,938 |
| Shelters and Transitional Housing | 1,599 | 1,230 | 2,245 | 5,074 |
| Special Care Facilities | 875 | 395 | 1* | 1,271 |
| Unsheltered (inadequate housing) | 1,731 | 2,634 | 2,561 | 6,926 |
| Missing Data | 3 | 130 | 3 | 136 |
| Total | 26,233 | 25,671 | 22,588 | 74,492 |

*Reporting practices changed in response to changes in Federal regulation.

Note: This table describes *instances of homelessness* rather than unduplicated individual students. For example, this includes cases where a student moved school districts, and consequently was counted twice in the same year.

Homelessness has many forms. Table 2 details the nighttime residence among students experiencing homelessness. Of this population, approximately 76% were identified as ‘doubled up’ in the year they were determined to be homeless. This term refers to a student who was sharing a housing arrangement with others due to loss of primary housing or other economic hardship.

(Continued on next page →)

KENTUCKY STUDENTS EXPERIENCING HOMELESSNESS: HOW ARE THEY SERVED BY SCHOOL FAMILY RESOURCE AND YOUTH SERVICES CENTERS?

The second and third most common overall nighttime residence categories for these students were ‘unsheltered’ (9%), followed by ‘shelters and transitional housing’ (6.8%). Broadly, these values are consistent with national estimates of student homelessness by the U.S. Department of Education – with one notable exception. During this three-year period, the proportion of unsheltered students in Kentucky was more than twice the national 2016-2017 rate of 4% (U.S. Dept. of Education – National Center for Homeless Education).

Table 3
Unaccompanied Youths among Homeless Students Receiving FRYSC Services

| | Academic Year | |
|------------------------------|---------------|-------|
| | 2017 | 2018 |
| # Unaccompanied Youths | 2,522 | 2,149 |
| % of Total Homeless Students | 9.9% | 9.6% |

Note: The McKinney-Vento Act defines unaccompanied youth as “a homeless child or youth not in the physical custody of a parent or guardian” [42 USC § 11434a(6)]

Question #2 – *Out of the total population of Kentucky students experiencing homelessness, how many were served by a FRYSC during the 2016, 2017, & 2018 academic years?*

When comparing these results against the official reported counts from the Kentucky Department of Education’s ‘Statewide Homeless Student Count’, it appears that FRYSCs served a very significant proportion of the homeless student population in Kentucky during this period. In other words, more than 8 out of every 10 students experiencing homelessness in Kentucky received at least one service from a FRYSC from 2016-2018 (see Table 4). This result must be considered in light of the reality that there are schools in Kentucky that do not have a FRYSC. Considering the needs of these students and the hardships they face, this level of contact with a support system is a favorable finding.

Table 4
How Many of Kentucky’s Total Homeless Students Were Served by a FRYSC?

| Academic Year | 2016 | 2017 | 2018 |
|-------------------------------------|--------|--------|--------|
| Homeless Students Served by a FRYSC | 24,216 | 23,380 | 20,408 |
| Total Homeless Students* | 27,657 | 26,752 | 23,968 |
| Total % Served | 87.6% | 87.4% | 85.2% |

*As reported by the Kentucky Department of Education

Question #3 – *Which FRYSC services were provided to students experiencing homelessness during the 2016, 2017, & 2018 academic years? Which were the most frequently utilized services?*

Supportive, encouraging relationships between caring adults and students in need are of immense value. To capture this

dynamic, Table 5 describes analyses of FRYSC services provided to individual students (FRYSCs provide services in group settings as well as individually). The most prominently utilized service was the provision of clothing to a student, accounting for 19.5% of such services. Table 5 illustrates the most frequently utilized types of FRYSC services provided to individual students experiencing homelessness.

Table 5
FRYSC Service Provision, by Type (Individual-Level Services Only)

| Rank | Service | % |
|------|---|-------|
| #1 | Basic Needs – Clothing (Regular) | 19.5% |
| #2 | Basic Needs – Food Assistance | 13.2% |
| #3 | Academic Support – School Supplies | 13.1% |
| #4 | Mental Health/Counseling – Other Mental Health/Counseling | 5.6% |

Question #4 – *What was the average number of FRYSC services provided to this student population per student per year during the 2016, 2017, & 2018 academic years?*

On average, a student visited a FRYSC approximately 3-4 times per academic year. Out of 3,570,321 total FRYSC encounters between 2016-2018, 436,081 involved providing services to a homeless student. Put another way, a population that consisted of 7.4% of all students who received FRYSC services utilized 12.2% of total visits during this period. This disproportionality suggests that homeless students visited FRYSCs to a greater degree than their mere representation in the broader FRYSC population would suggest.

Table 6
Mean Number of FRYSC Encounters per Student per Year

| | Academic Year | | |
|----------------------|---------------|------|------|
| | 2016 | 2017 | 2018 |
| Mean # of Encounters | 3.70 | 3.55 | 3.78 |

Note: This table describes *encounters*, which is defined here as any instance where a student was served by a FRYSC – this is irrespective of how many *individual services* were provided during any given encounter. Students could receive multiple services per encounter (e.g., school supplies + food assistance).

A simple, unadjusted estimation suggests that, between 2016-2018, FRYSCs in Kentucky schools provided a service to a homeless student in need 489 times per school day:

$$\frac{249,546}{(170 \times 3)} = 489 \text{ homeless student encounters per day}$$

249,546 = total FRYSC encounters by a homeless student
170 = approximate school days per academic year
3 = total academic years (2016, 2017, 2018)

Introducing Standards of Quality for Family Resource and Youth Services Centers

Family Resource and Youth Services Centers has adopted the Standards of Quality for Family Strengthening & Support. These Standards benefit children and families by enhancing the quality of the programs that support them. The implementation of the Standards will provide a guidepost for quality practice. The Standards create common language and expectations in the Family Resource and Youth Service Centers and can be used as a blueprint for implementing best practices. Center coordinators can use the Standards for self-evaluation and to demonstrate the quality of their work with families. These standards relate to the overall goal of the FRYSC Program; to enhance student success in school by addressing non-cognitive barriers to learning.

The Standards are organized into 5 sections:

- **Family Centeredness:**
Working with a family-centered approach that values and recognizes families as integral to FRYSC.
- **Family Strengthening:**
Utilizing a family strengthening approach to support families to be strong, healthy, and safe, thereby promoting their optimal development.
- **Embracing Diversity:**
Acknowledging and respecting families' diversity, supporting their participation in a diverse society, as well as engaging in ongoing learning and adaptation to diversity.
- **Community Building:**
Contributing to building a strong and healthy community by facilitating families' social connections, developing their leadership skills, and by collaborating with other programs.
- **Evaluation:**
Looking at areas of FRYSC strength, as well as areas of further development, in order to guide continuous quality improvement and achieve positive results for families.

All FRYSC Coordinators are required to be certified in the Standards of Quality for Family Strengthening & Support.



What coordinators are saying about the Quality of Standards :

“In 2019 I was able to begin implementing the new Standards of Quality in my center operations. The Standards have been amazing for how I run my center. They have challenged me to assess what I do and how I can do it better. Not just better for looks but better to help me serve my students and families. The adults on my Advisory Council have taken a much more active role. My community building, family centeredness, and evaluation have been areas of focus for me this year.”

-Randall Campbell, YSC Coordinator, Hopkins County

“As I work with families, the standards help me to stay more focused on my family’s strengths. By doing that, I am able to help them realize they have strengths and how to utilize them to help their families. I can also point them in directions to build up additional skills and strengths. Families in need don’t want handouts, they want a hand up to be self-sufficient.”

-Sue Wagner FRC Coordinator, Jefferson County

“As soon as I completed the workshop I couldn’t wait to get back to school and begin implementing what I had learned. So, at my first Advisory Council meeting I shared an overview of the workshop and then had the members help me with a component. We chose after school. We talked about what was happening in after school and then began brainstorming what would make it better. It wasn’t long before we had some great ideas that our after school director began implementing right away.”

-Kim Mitchell, FRC Coordinator, Hancock County

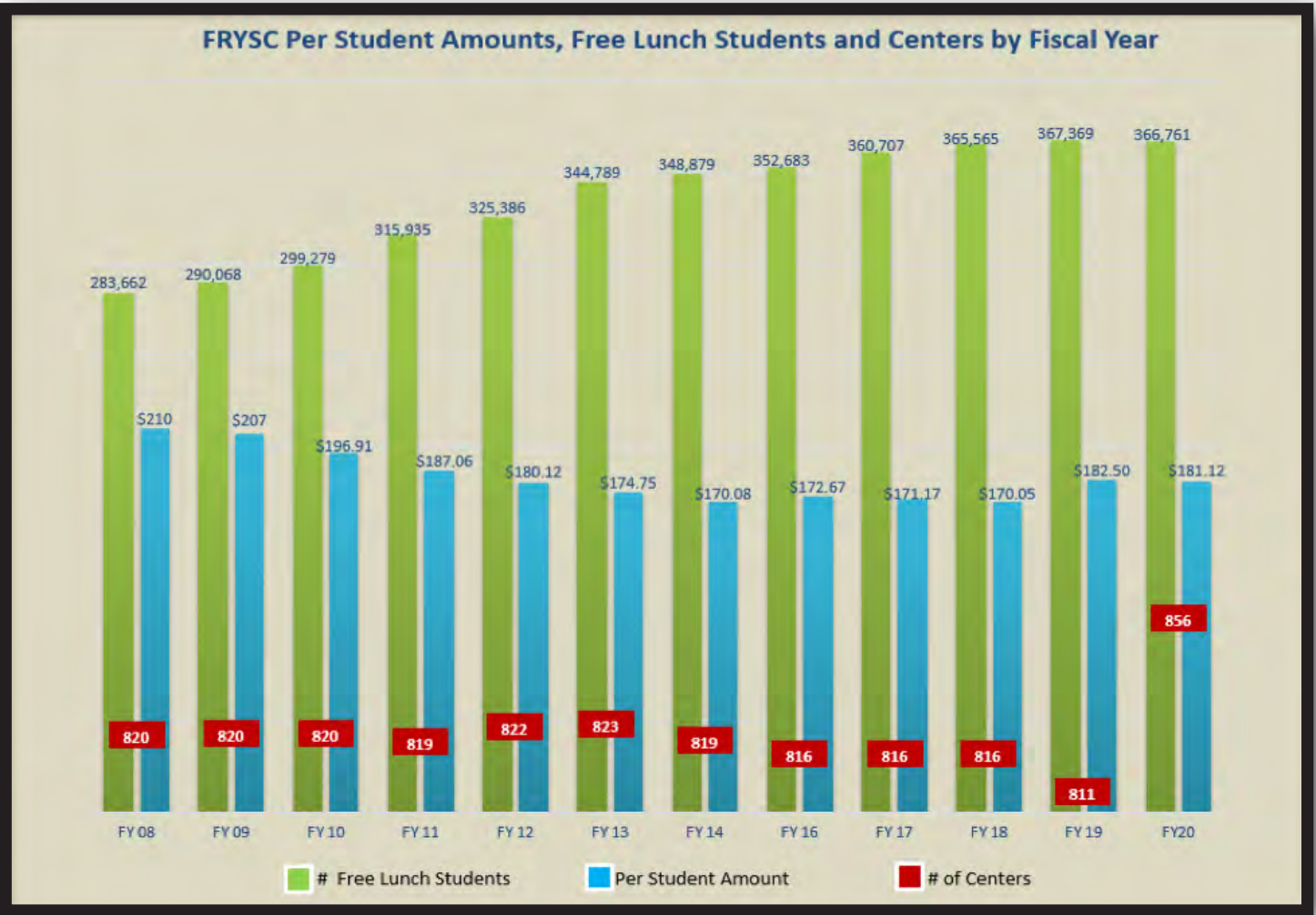
“The Standards of Quality have impacted my work as a coordinator by showing me how to better evaluate my center and programs. They have also strengthened the quality of my communication with families and school staff. My Advisory Council loves helping me use the Standards to improve programs and the center as a whole. I believe that the Standards of Quality have provided a road map for growth in my center!”

-Melanie Madison, FRC Coordinator, Shelby County



Funding Info

Kentucky schools with 20% or more free and reduced lunch students are eligible for FRYSC funding, but only the free lunch count is used to determine the center allocation. The number of children who qualify for free meals is multiplied by a per-student amount, which fluctuates based on the appropriation from the General Assembly and the statewide free lunch count. The minimum allocation funding is calculated on an assumed minimum of 165 free lunch students to a maximum number of 450 students.



Impact Report Highlight

2017/2018 Impact Highlights for Local-level FRYSC Interventions

To see the entire intervention report, please use the QPR codes below to visit our Impact Spotlight and go to the referenced page number.

- **(2018) Behavior/Social-Emotional: Girl Power (P. 3)**

Intervention group for 7 girls struggling with conflict, problem solving without adult intervention, or low self-esteem.

- Before group: 46 referrals to counselor
- During group: 16 referrals to counselor
- After group: 1 referral to counselor

- **(2017) Child Abuse Prevention: Nurturing Parenting (P. 11)**

Families identified by child welfare agencies for past child abuse or high risk are referred to the FRC's Nurturing Parenting Program. Parents are taught skills in 5 areas: age-appropriate expectations, empathy, bonding and attachment, nonviolent nurturing discipline, self-awareness and self-worth, and empowerment and healthy independence.

- Based on the results of the post-AAPI (Adult Adolescent Parenting Inventory), 91% of participating parents were at a lower risk for incidences of child maltreatment and abuse after completing the program.

- **(2017) Reading: FRYSC Corps Literacy Tutoring (P. 54)**

Twenty-five (25) targeted students with low I-ready scores increased reading scores by an average of 42.2 points.

- **(2017) Graduation/Dropout Prevention: Teen Mom to Graduate Program (P. 50)**

One-on-one case management for each identified student.

- Not one teen mom has dropped out of school in the last four years.

- **(2018) ACT Scores: ACT Workshops (P. 14)**

- 72% of Math workshop participants increased subsequent Math scores by an avg. of 3.5 pts.
- 88% of English workshop participants increased subsequent English scores by an avg. of 3.5 pts.
- 72% of Reading workshop participants increased subsequent Reading scores by an avg. of 4 pts.
- 83% of the participants saw an overall composite score increase.

- **(2017) Bullying/Violence Prevention: Green Dot (P. 27)**

School-wide initiative to teach students about power-based personal violence and how to be active by-standers.

- From 2014 to 2016 power-based personal violence behaviors decreased in 8 categories: Aggression, Arrest, Stolen or attempted to steal a car, Were verbally threatened, Bullied on school property, Bullied through electronic means, Physically threatened by someone, Had unwanted sexual advances toward them.

- **(2017) Behavior/Grades: Check and Connect-Ripples program for behavior issues (P. 43)**

55 students received targeted interventions through the YSC.

- 78% had no additional discipline reports
- At the time of initial services, 65% were failing one or more classes; at the conclusion, 95% improved their grades to passing.



← Visit here for
2018 Impact Spotlight



← Visit here for
2017 Impact Spotlight

FRYSC Components

The FRYSC mission is not unlike the academic mission of each school, but the method of service delivery is very different. The goal of the Family Resource and Youth Services Centers is to meet the needs of all children and their families who reside in the community or neighborhood served by the school in which the center is located. To achieve this goal, local flexibility and community ownership are crucial. Within the required initiative framework outlined in the KERA legislation, local school and the communities in which they are located have been granted the flexibility to create programming that meets the unique needs of their families. They met these needs by addressing the mandate core components (KRS 156.496).

Family Resource Center core components include

- Full-time preschool child care for children two (2) and three (3) years of age;
- After school child care for children ages four (4) through twelve (12), with the child care being full-time during the summer and on other days when school is not in session;
- Families in Training, which shall consist of an integrated approach to home visits, group meetings and monitoring child development for new and expectant parents;
- Family literacy services as described in KRS 158.360** or a similar program designed to provide opportunities for parents and children to learn together and promote lifelong learning.
- Health services or referrals to health services, or both.

Youth Services Center core components include

- Referrals to health and social services;
- Career exploration and development;
- Summer and part-time job development for high school students;
- Substance abuse education and counseling; and,
- Family crisis and mental health counseling.

A combined Family Resource and Youth Services Center (FRYSC) must address all core components for both center types. A combination center is one that serves elementary and middle and/or high school students.

The manner in which individual centers address the core components and develop optional components is determined by an on-going assessment and evaluation of the school/community needs and available resources. While every center is unique, many have commonalities. The manner in which these issues are addressed may vary greatly depending on the resources available in the local community and the education needs of the population to be served. By removing barriers, FRYSCs help support the achievement of the goal that all students become academically proficient.





Linking Community, Home and School

Before Family Resource and Youth Services Centers, schools struggled to successfully connect with two entities vitally necessary to enhance student success - the community and the home. With increasing administrative and teaching responsibilities, school staff had little time to find community services that would help an individual student or to find community programs to augment classroom curriculum. Diminishing family involvement and communication with parents were additional challenges. With the advent of the FRYSC program, schools now have someone in a unique, flexible role who can build and nurture those family and community partnerships. To help in this task, every Family Resource Center or Youth Services Center has an advisory council made up of parent, community and school representatives, thus ensuring that FRYSCs will always be linked to each one of those.

The Community Link

Community partnerships are at the heart of a FRYSC's work. Center staff become very familiar with their community's resources, thus they are the ones in the school best able to help families address non-cognitive issues that affect student learning. FRYSCs work with state and private helping agencies, businesses, civic clubs, charitable organizations and the faith community to be the link between a school and its community. FRYSCs work closely with their community partners for program and service planning. This collaboration not only helps centers meet student and family needs, but also help them to complement classroom learning with programs such as after-school and summer programming, family literacy events, preventive health and substance abuse education, career exploration and more.


The School Link

The heart of our mission is to "enhance student ability to succeed in school by developing and sustaining partnerships..." Coordinators develop strong partnerships in the school to bring this mission to life. FRYSC staff work with administrators, counselors, therapists, teachers, nurses and school secretaries. They can help school personnel understand barriers at home that may be preventing students from being successful in school, while providing services to help eliminate those barriers. In-school partnerships assist FRYSCs in providing effective programs for students and parents that enhance parenting skills, provide academic enrichment, and promote a unified approach to learning.

The Home Link

Because optimizing parent and family involvement is a guiding principle for the FRYSC program, center coordinators work hard to make sure parents and family members feel supported, respected and acknowledged. The FRYSC coordinator serves as a liaison between the school and home. Communication and school engagement is increased through home visits, personal contacts, small group meetings and family school events. Some parents who have negative memories of their own education may be uncomfortable in the school setting. FRYSCs help bridge this barrier by helping their school have a welcoming atmosphere. FRYSCs can also help parents work with their children at home, as not all parent involvement is in the school building.

FRYSC AmeriCorps



A Capacity Building Partnership

The Division of FRYSC has maintained an AmeriCorps grant since 2004. Partner FRYSCs host a service members who tutor students to improve literacy and support FRYSC programming.

Service members, recruited from the community, receive invaluable work experience and build career networks. Service members who complete their commitment receive a Segal Education Award.

Since 2004 more than **600** Kentuckians have served through FRYSC AmeriCorps



FRYSC AmeriCorps members have earned **\$2.14 million** education dollars



15,000


Children and families received meals through FRYSC AmeriCorps member efforts



6,125

K-12 students reached growth goals with a FRYSC AmeriCorps tutor

Since 2015 more than **110** Kentucky students finished an AmeriCorps term



Youth FRYSC AC members have earned **\$142,500** education dollars

College & Career Preparation

In 2015 FRYSC Corps began offering service opportunities for high school students to FRYSCs. Partner centers develop internships addressing food insecurity. Students apply to serve with the center, learn relevant job skills and about community needs. These students experience making a difference for school mates and neighbors.

Student members earn a Segal Education Award.

The Future

Family Resource and Youth Services Centers continue the work of helping students and families to succeed. They strive to provide quality programming while holding true to the integrity of the vision.

- FRYSCs support current, relevant programming and continue to set a national standard of excellence in school-based family support.
- FRYSC staff advocates for center funding in hope that one day all eligible schools will have access to FRYSC services, while maintaining sufficient funding for existing centers.
- Family Resource and Youth Services Centers strive to build stronger partnerships with communities, schools, and parents to continue to remove the non-academic barriers to learning as a means to enhance student success.



Creating Partnerships for Student Success

Cabinet for Health and Family Services Family Resource & Youth Services Centers

For more information contact:
Melissa Goins: Melissa.Goins@ky.gov

or

visit our website

<https://chfs.ky.gov/agencies/dfrcvs/Pages/default.aspx>

